



# Special Event, Workshops & Tutorials Kyoto University (Sept. 27, 28, Oct. 3, 4)



**1 Clock Tower**  
Registration, Special Event, Workshops, Tutorials

**2 Faculty of Engineering Bldg.#3**  
Workshops, Tutorials

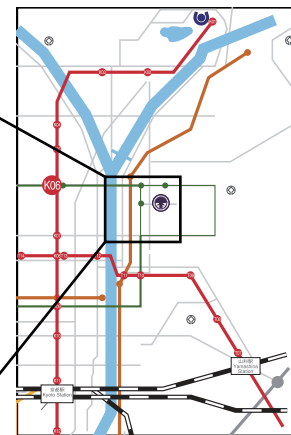
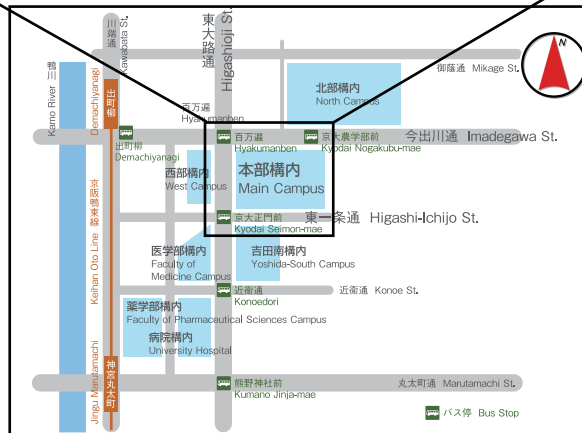
Route between 1 and 2 (3 min.)

Cafeteria, Restaurant

Shop Univ. Co-op Book Store, Shop

Univ. Gift Shop

Bus Stop

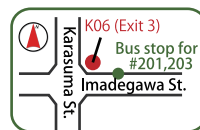


## Access by Bus (Bus fair: 220 yen)

Check the destination before you get on a bus.  
Buses going opposite directions have a same number.

From Imadegawa (Subway Karasuma Line **K06**)  
(approx. 10-15min.)

Take **Exit 3** from **Subway South Ticket Gate**

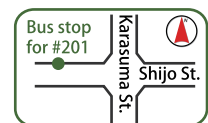


**[City Bus # 201]**  
bound for **Gion-Hyakumanben (祇園・百万遍)** and **Shijo Omiya (四条大宮)**  
Karasuma Imadegawa → Hyakumanben *or* Kyodai Seimon-mae  
(丸丸今出川)

**[City Bus # 203]**  
bound for **Ginkakuji (銀閣寺道・錦林車庫)**  
Karasuma Imadegawa → Hyakumanben

From Shijo Karasuma (approx. 25-35min.)

**[City Bus # 201]**  
bound for **Gion-Hyakumanben (祇園・百万遍)**  
Shijo Karasuma → Kyodai Seimon-mae  
(四条烏丸)



From Kyoto JR Station (approx. 30-40min.)

**[City Bus # 206]** from Bus Platform **D2**  
bound for **Kitaoji Bus Terminal via Higashiyama St. (東山通 北大路バスターミナル)**  
Kyoto Station → Kyodai Seimon-mae

**[City Bus # 17]** from Bus Platform **A2**  
bound for **Ginkakuji (銀閣寺道・錦林車庫)**  
Kyoto Station → Hyakumanben

From Shijo Karasuma and Kyoto Station, you can also take **Subway to K06** and transfer to a bus at Imadegawa (to avoid overcrowded buses).

**How to ride on a bus:** (1) Enter the bus from the back door. (2) Prepare 220yen (inner-city area has flat rate) beforehand or in the bus. Change for coins (e.g., 500yen) and 1000yen bills can be made by the machine at the front of the bus. (3) When the name of your destination is announced, press the button to stop the bus at the next bus stop. (4) Pay at the front when you exit (drop your fare into the payment box).

One(two)-day pass, prepaid card, and subway information can be found in the Guidebook in the bag and <http://www.city.kyoto.jp/koho/eng/access/transport.html>